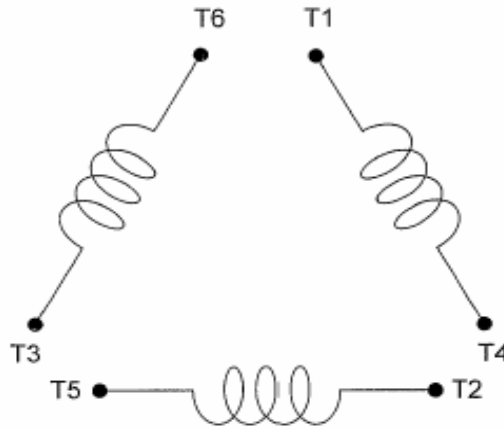


DATE:
July 26, 2013

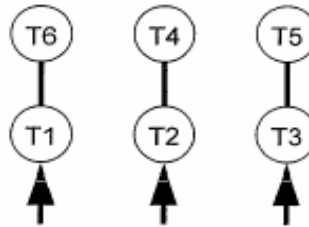
CONNECTION DIAGRAM

CATALOG NO.:
CD0254



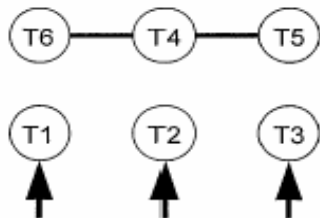
SCHEMATIC - Δ / Y CONNECTION

ACROSS THE LINE CONNECTION

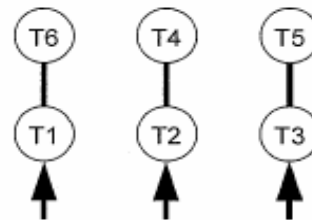


380 VOLT CONNECTION

WYE START-DELTA RUN CONNECTION



**LINE
460 VOLT START**



**LINE
460 VOLT RUN**