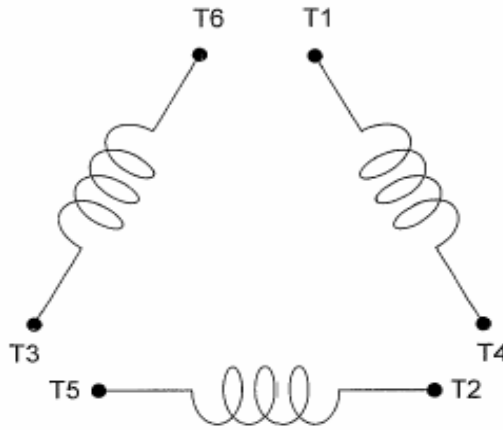


DATE:  
July 26, 2013

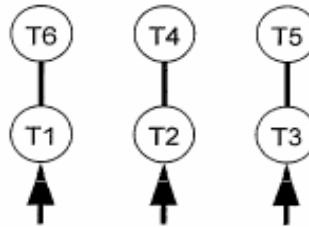
# CONNECTION DIAGRAM

CATALOG NO.:  
CD0504



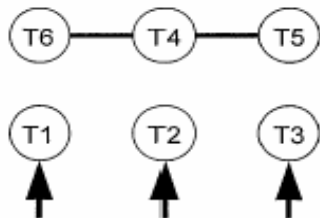
**SCHEMATIC - Δ / Y CONNECTION**

## ACROSS THE LINE CONNECTION

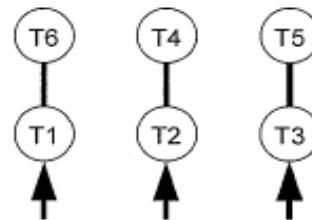


**380 VOLT CONNECTION**

## WYE START-DELTA RUN CONNECTION



**LINE  
460 VOLT START**



**LINE  
460 VOLT RUN**